



EDYMINI LED

design U.T.EGOLUCE

Faretto da incasso in metallo, con cornice cromata, nichelata o verniciata, completo di dissipatore. Proietta un fascio di luce diretto (art. 6298) o asimmetrico a 45° (art. 6299). Alimentabile a 350mA (1W) o 500mA (2W). Possibilità di montaggio a parete o soffitto, con o senza casseforme.


ALIMENTATORE NON INCLUSO.


Recessed spotlight in metal with frame: chrome, nickel matt or enamelled. Heat sink included. It projects a direct light (art.6298) or asymmetric emission 45° (art.6299). Suitable for use with converter 350mA (1W) or 500 mA (2W). Wall or ceiling mounting with or without junction box.

CONVERTER NOT INCLUDED.

Spot encastré en métal, cadre en métal chromé, nickelé ou verni. Dissipateur thermique inclus. Emission de lumière directe (art. 6298) ou asymétrique à 45° (art. 6299). Alimentation à 350 mA (1W) ou 500 mA (2W). Montage mural ou au plafond, avec ou sans coffrage. CONVERTISSEUR PAS INCLUS.


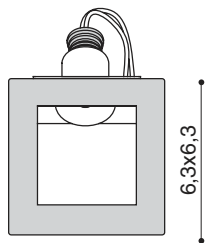
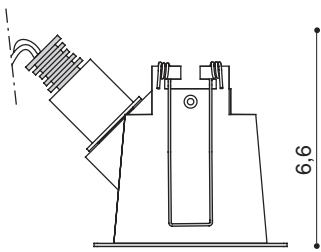
Einbaustrahler aus Metall, Rahmen verchromt, Nickel matt oder lackiert. Kühlkörper inbegriffen. Für direkte Beleuchtung (Art.6298) oder für asymmetrische Ausstrahlung 45° (6299). Versorgung 350 mA (1W) oder 500 mA (2W). Wand oder Deckenmontage mit oder ohne Einbaugehäuse
KONVERTER NICHT INBEGRIFFEN.





EDYMINI LED 45° 6299

350 mA(1W) - 500 mA(2W) - 3700° K				
F		III		5,2x5,2 cm.
.01	.03	.31	.32	




pag. 110




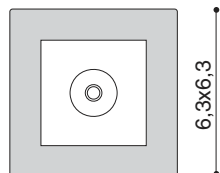
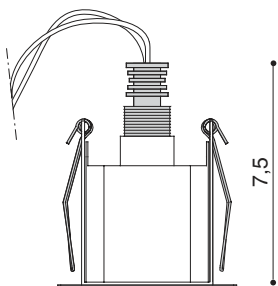
SOLO COLLEGAMENTO IN SERIE - ONLY SERIAL CONNECTION - ESCLUSIVEMENT MONTAGE EN SERIES - NUR SERIENVERBINDUNG - pag. 112





EDYMINI LED 6298

350 mA(1W) - 500 mA(2W) - 3700° K			
.01	.03	.31	.32
5,2x5,2 cm.			



pag. 110



SOLO COLLEGAMENTO IN SERIE - ONLY SERIAL CONNECTION - ESCLUSIVEMENT MONTAGE EN SERIES - NUR SERIENVERBINDUNG - pag. 112

