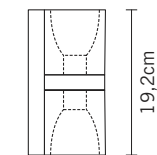




303

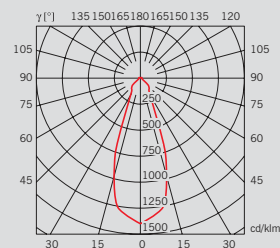


Cubetto Black Glass | D28 D01 02

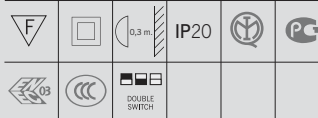


10,2cm x 8cm

GU10
Max 2x50W 40°
HMGS
 η 89,2%

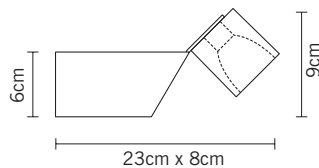


m³ 0,005 - kg 3,20



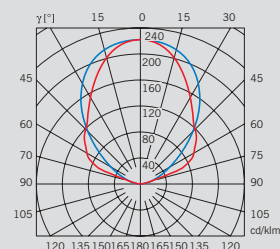
304

Cubetto Black Glass | D28 D03 02

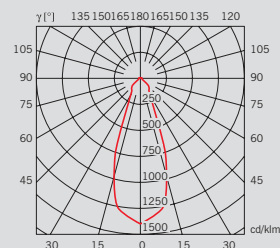


23cm x 8cm

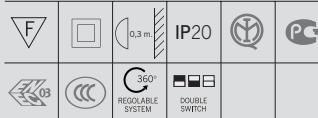
R7s (78 mm)
Max 1x150W 40°
HDG



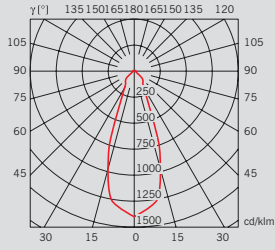
+
GU10
Max 1x50W 40°
HMGS
 η 89,2%



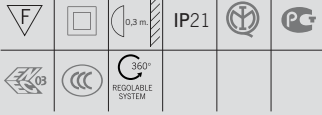
m³ 0,012 - kg 2,50



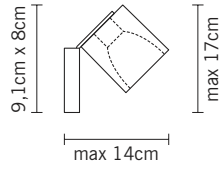
GU10
 Max 1x50W 40°
 HMGS
 η 89,2%



m³ 0,004 - kg 1,60



Cubetto Black Glass | D28 G03 02



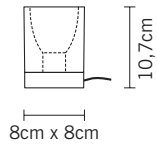
GU10
 Max 1x250W 25°
 HMGS



m³ 0,004 - kg 1,40



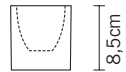
Cubetto Black Glass | D28 B03 02



305

m³ 0,004 - kg 1,40

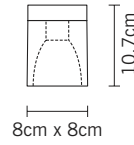
Cubetto Black Glass | D28 Z02 02



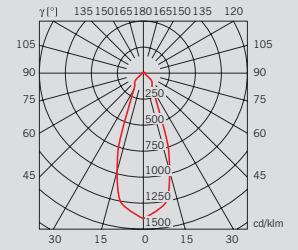
8cm x 8cm



Cubetto Black Glass | D28 E01 02



GU10
Max 1x50W 40°
HMGS
 η 89,2%

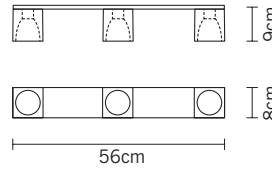


m³ 0,004 - kg 1,36

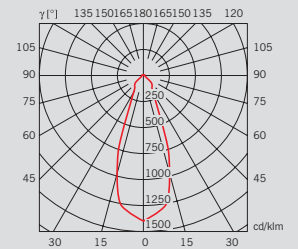
			IP20		

306

Cubetto Black Glass | D28 E03 02



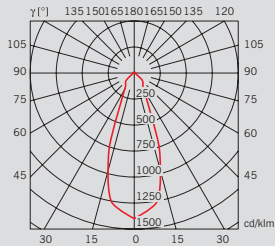
GU10
Max 3x50W 40°
HMGS
 η 89,2%



m³ 0,037 - kg 4,60

			IP20		

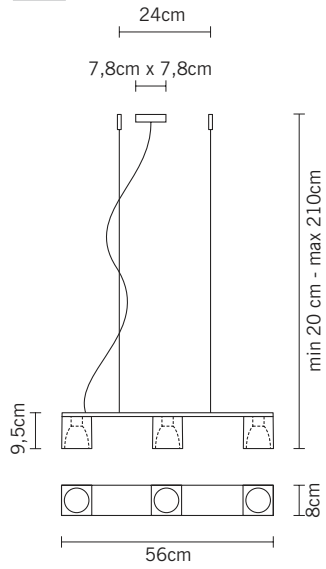
GU10
 Max 3x50W 40°
 HMGS
 η 89,2%



m³ 0,036 - kg 5,55

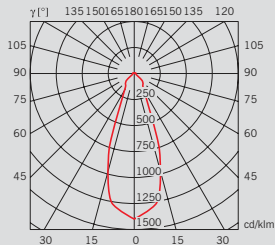


Cubetto Black Glass | D28 A13 02



307


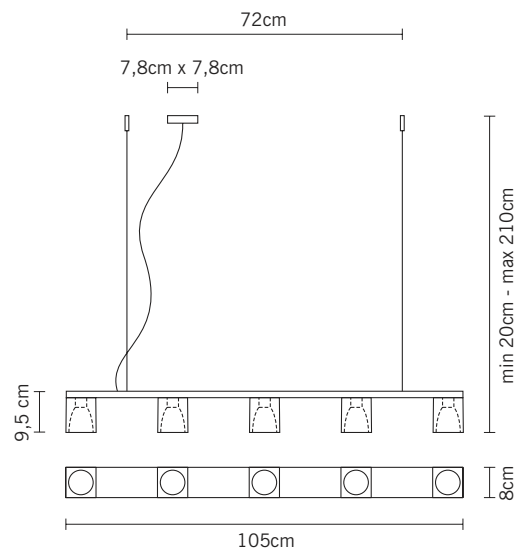
GU10
 Max 5x50W 40°
 HMGS
 η 89,2%




m³ 0,044 - kg 9,20



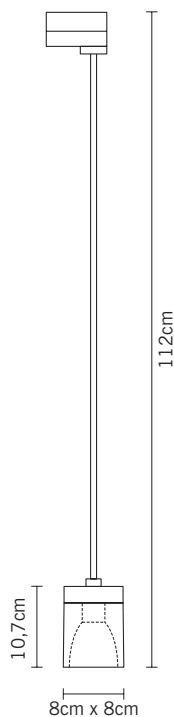
Cubetto Black Glass | D28 A06 02



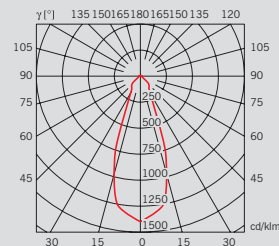
308



Cubetto Black Glass | D28 J01 02



GU10
Max 1x50W 40°
HMGS
 η 89,2%



m³ 0,079 - kg 3,00

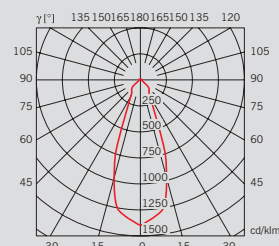


Accessories p. 677

Cubetto Black Glass | D28 A01 02



GU10
Max 1x50W 40°
HMGS
 η 89,2%



m³ 0,028 - kg 2,95



